



THE NATIONAL INSTITUTE OF STATISTICS
Press Office
16, Libertății Avenue, Sector 5, Bucharest
Tel/Fax: 318 18 69; Fax 312 48 75
e-mail: romstat@insse.ro; birou presa@insse.ro

PRESS RELEASE

No. 227 of September 15, 2014

Travel expenses of non-residents in Quarter II 2014 and Semester I 2014

For the accurate interpretation of results, kindly see the methodological note on page 5 of the press release

In Quarter II 2014, the number of non-resident tourists accommodated in hotels and tourist boarding houses¹ was of 531.0 thousand and their total expenditure amounted to 1326.9 million lei.

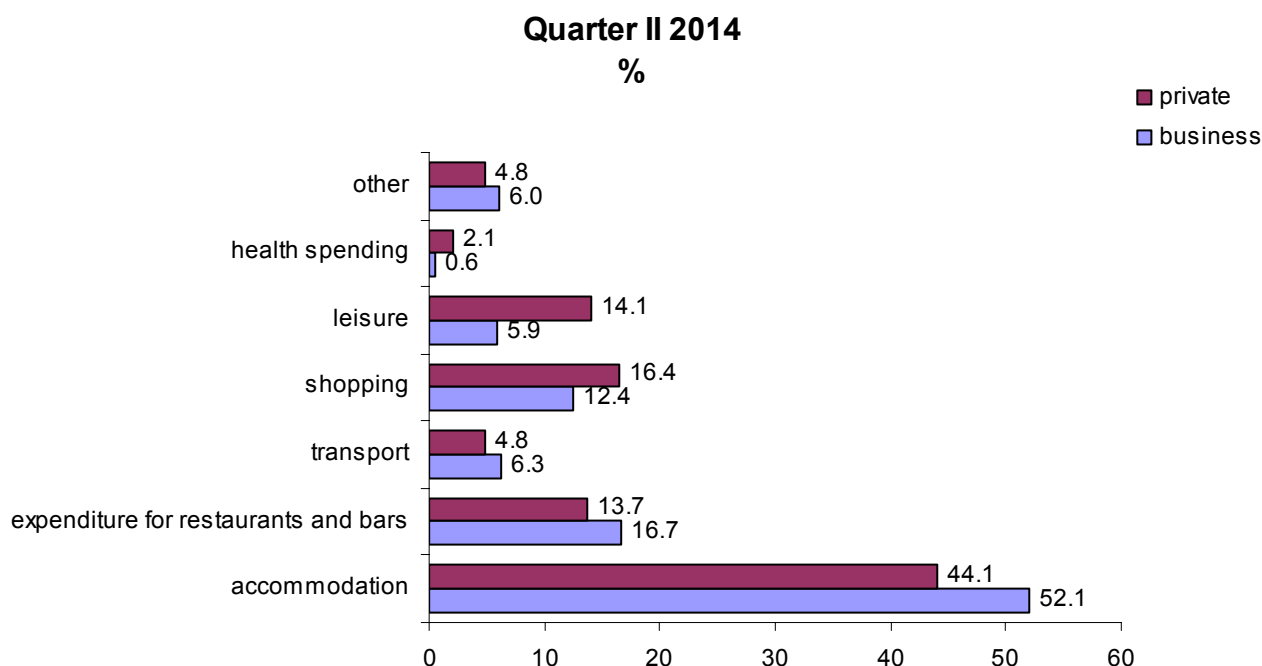
In Semester I 2014, the number of non-resident tourists accommodated in hotels and tourist boarding houses was of 840.0 thousand and their total expenditure amounted to 2203.1 million lei.

In Quarter II 2014, the total number of non-residents accommodated in hotels and tourist boarding houses was of 531.0 thousand and their expenditure amounted per total to 1326.9 million lei.

The main reason of the non-resident tourists' stay in Romania was: **business, attend congresses, conferences, courses, fairs and exhibitions** (57.9% of the total number of non-resident tourists), their expenditure being 64.3% of the total expenditure.

The second reason of the non-resident tourists' stay in Romania was **the travels for particular purpose** (42.1% of the total number of non-resident tourists), their expenditure being 35.7% of the total expenditure. The travels for particular purpose include travels for holidays, shopping, sports and cultural events, visit friends and relatives, medical treatment, religion, transit and other activities.

The weight of expenditure groups in total expenses for business travels and in total expenses for particular travels

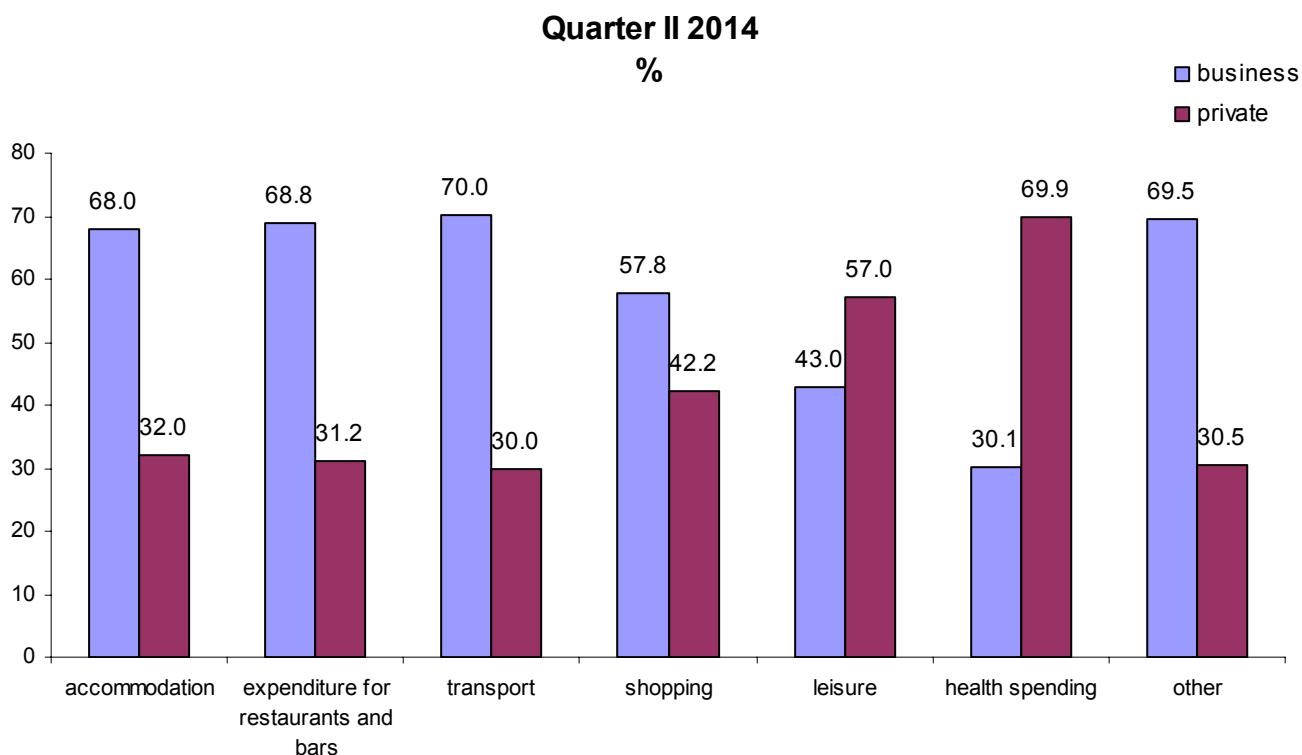


¹ Hotels with over 650 foreign tourists during the previous year and tourist boarding houses with over 150 foreign tourists, respectively.

Of the total business expenditure, the greatest weight is represented by the accommodation expenditure (52.1%), the accommodation with breakfast included being particularly preferred (93.7% of the total accommodation expenditure).

The expenditure of non-resident tourists in restaurants and bars was of 16.7% and that for shopping of 12.4%. Of the total expenditure for shopping, 35.3% represented the expenses for purchasing food and beverages, followed by the expenses for clothing and foot-wear (35.2%). The expenses with car rentals had a weight of 49.2% of the total expenditure for transport, while the expenses for the access to amusement parks, fairs, casinos, slot machines halls were 73.6% of the total expenditure for recreation.

**The weight of expenditure groups for business travels and for particular travels,
in total expenditure group**



Out of the total non-resident tourists arrived in Romania in Quarter II 2014, 40.9% had organised their stay by travel agencies and 33.3% had organised their stay by themselves.

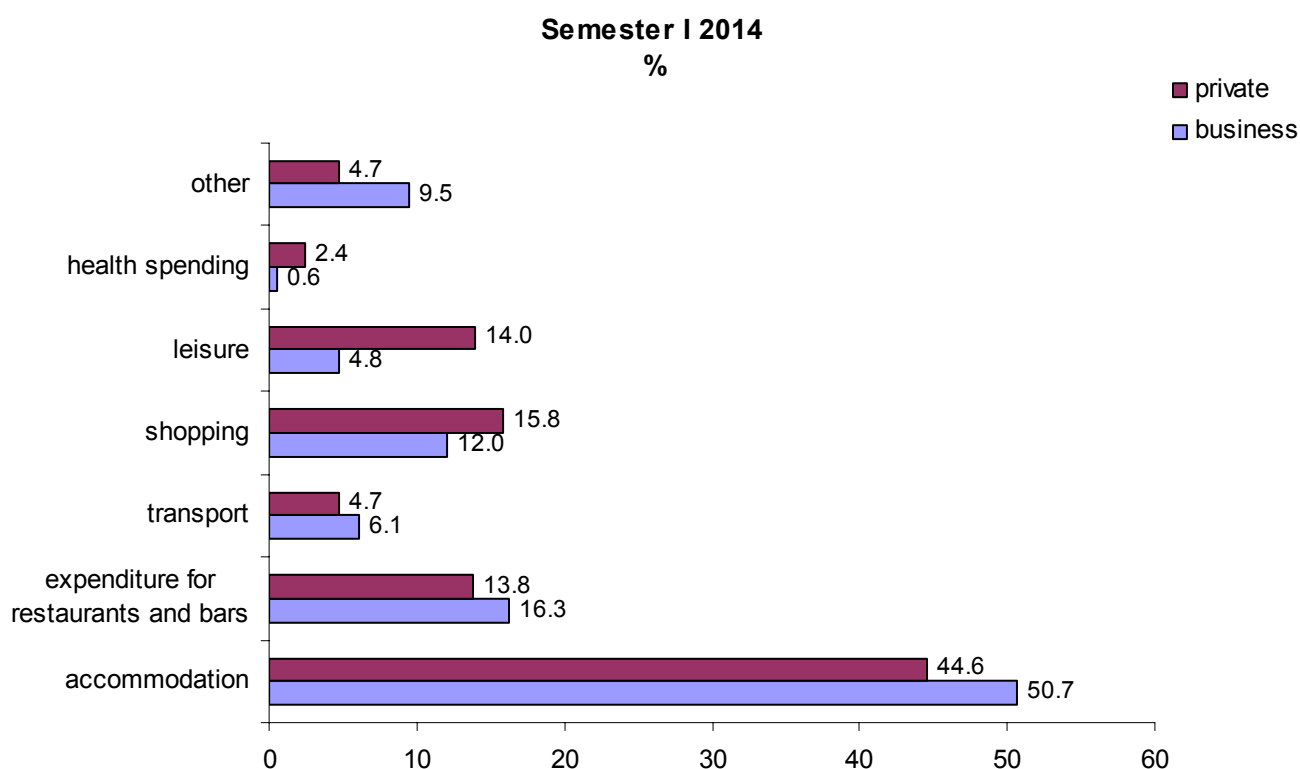
The main means of transportation used by the non-resident tourists arriving in Romania was the plane (75.8% of the total number of tourists). 13.8% of the total number of tourists used their own cars, followed by coaches and buses used by 8.1% and 2.3% used other means of transportation (train, river boats, car rentals, motorcycles etc.).

The total number of non-residents accommodated in hotels and tourist boarding houses was of 840.0 thousand in Semester I 2014 and their expenditure amounted per total to 2203.1 million lei.

The main reason of the non-resident tourists' stay in Romania was: **business, attend congresses, conferences, courses, fairs and exhibitions** (62.1% of the total number of non-resident tourists), their expenditure being 69.4% of the total expenditure.

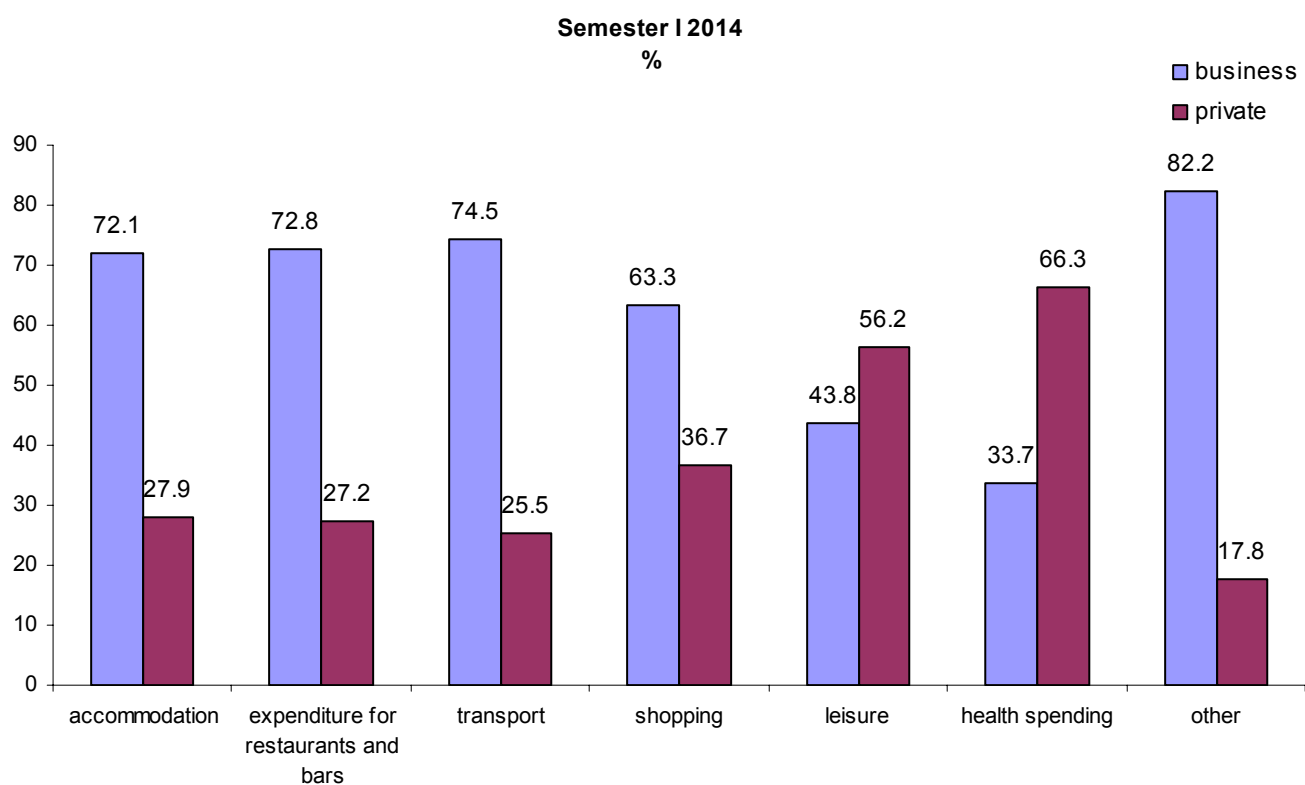
The second reason of the non-resident tourists' stay in Romania was *the travels for particular purpose* (37.9% of the total number of non-resident tourists), their expenditure being 30.6% of the total expenditure. The travels for particular purpose include travels for holidays, shopping, sports and cultural events, visit friends and relatives, medical treatment, religion, transit and other activities.

The weight of expenditure groups in total expenses for business travels and in total expenses for particular travels



Of the total business expenditure, the greatest weight is represented by the accommodation expenditure (50.7%), the accommodation with breakfast included being particularly preferred (92.8% of the total accommodation expenditure). The expenditure of non-resident tourists in restaurants and bars was of 16.3% and that for shopping of 12.0%. Of the total expenditure for shopping 34.9% represented the expenses for purchasing food and beverages, followed by the expenses for presents and souvenirs (33.6%). The expenses with car rentals had a weight of 54.9% of the total expenditure for transport, while the expenses for the access to amusement parks, fairs, casinos, slot machines halls were 64.3% of the total expenditure for recreation

**The weight of expenditure groups for business travels and for particular travels,
in total expenditure group**



Out of the total non-resident tourists arrived in Romania in Semester I 2014, 41.0% had organised their stay by travel agencies and 33.5% had organised their stay by themselves.

The main means of transportation used by the non-resident tourists arriving in Romania was the plane (77.4% of the total number of tourists). 13.2% of the total number of tourists used their own cars, followed by coaches and buses used by 7.2% and 2.2% used other means of transportation (train, river boats, car rentals, motorcycles etc.).

METHODOLOGICAL NOTE

1. Data source consist of the quarterly statistical random surveys concerning „The travel expenditure of non-residents” that aim to collect quarterly data on the expenditure of non-residents accommodated in the collective establishments of tourists’ reception for the annual compilation of the Tourism Satellite Account by the NIS and for the quarterly compilation of the Balance of Payments, respectively, by the National Bank of Romania.

2 Concepts and definitions

The arrival of a tourist in an establishment of tourists’ reception with functions of tourists’ accommodation is registered when a person signs in the register of the respective establishment for one night or several nights’ accommodation. In each establishment of tourists’ reception with functions of tourists’ accommodation, no matter the number of overnight stays, the continuous stay of a tourist counts as one arrival.

3. Coverage: Non-resident tourists accommodated in the collective establishments of tourists’ reception selected in a sample of collective accommodation establishments, classified by the National Tourism Authority.

4. Sample survey: For the collective establishments of tourists’ accommodation, the established sample is of cut-off type. Thus, the selected structures are exhaustively surveyed over a threshold that ensures a degree of representativeness in terms of the number of non-resident tourists of over 90%. Consequently the following have been selected:

- The accommodation structures (hotels and similar units) that received over 650 foreign tourists accommodated in the year prior to the data collection;
- Tourist boarding houses with over 150 foreign tourists accommodated in the year prior to the data collection;

The number of non-resident tourists (foreign) who fill in the ACNER statistical questionnaires is around 40 000 annually.

5. Method of recording data: Field data collection is done by receptionists working in tourist accommodation establishments. Upon arrival in the tourist accommodation establishment, after being recorded at the reception desk, the foreign tourists are asked to fill in the questionnaire related to the travel expenses of the non-residents accommodated in the collective establishments of tourists’ reception (**ACNER**), questionnaire to be returned at the reception desk at the end of their stay in the respective accommodation establishment.

The method of recording the data is the auto-registration, the non-resident tourist being given a questionnaire translated in the foreign language of his/her preference (English, French, German, Spanish, Italian, Russian, Hungarian).

For more information, see the statistical publication “Travel expenditure of non-residents in Semester I 2014, date of issue September 23, 2014

The next issue of the press release will be on Monday, December 15, 2014